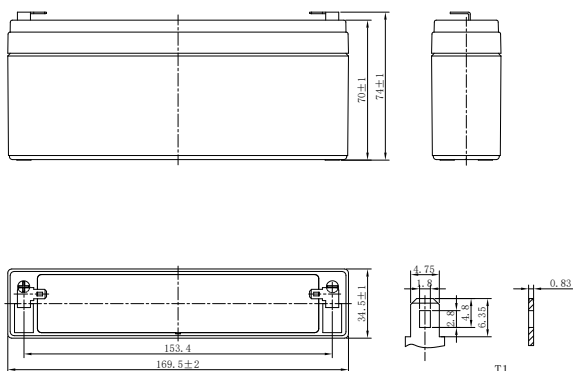


# DJW SERIES-GENERAL PURPOSE

## DJW6-5.0 (6V5.2Ah)



### CHARACTERISTICS

Item	Specifications	
Rated Voltage	6V	
Nominal Capacity (25°C)	C <sub>20</sub> : 1.75V/cell	5.0Ah
Dimension	Length	169.5mm (6.67inches)
	Width	34.5mm (1.36inches)
	Container Height	70mm (2.76inches)
	Total Height	74mm (2.91inches)
Approx Weight	0.89kg (1.96lbs)	
Terminal	T1	
Container Material	ABS (UL94 HB or V-0 optional)	
Short-circuit current	140A	
Internal Resistance (25°C)	Approx 17 mΩ (Fully charged)	
Operating Temp. Range	Discharge	-15~50°C (5~122°F)
	Charge	-20~40°C (-4~104°F)
	Storage	-15~40°C (5~104°F)
Nominal Operating Temp. Range	25±3°C (77±5°F)	
Max. Charging Current (25°C)	0.3C	
Charge voltage (25°C)	Standby Use	Cycle Use
	2.25-2.30V/cell	2.35-2.45V/cell
Temp. Coefficient	-3mV/cell/°C	
	-5mV/cell/°C	
Effect of temp. to Capacity	40°C (104°F)	103%
	25°C (77°F)	100%
	0°C (32°F)	86%
Self Discharge	≤3% per month at 25°C (77°F). DJW series batteries may be stored up to 6 months at 25°C (77°F) and then a freshening charge is required. For higher temperatures the time interval will be shorter.	

### DISCHARGE TABLE

Constant Current Discharge (Amperes) at 25°C (77°F)																
F.V/Time	5min	10min	15min	20min	30min	45min	1h	1.5h	2h	3h	4h	5h	6h	8h	10h	20h
1.85V/cell	15.5	10.2	8.13	6.72	4.95	3.62	2.96	2.17	1.70	1.23	0.980	0.834	0.714	0.563	0.462	0.244
1.80V/cell	16.7	10.8	8.53	6.99	5.10	3.71	3.03	2.21	1.74	1.25	0.995	0.846	0.726	0.571	0.468	0.247
1.75V/cell	17.6	11.3	8.81	7.18	5.23	3.79	3.10	2.26	1.77	1.27	1.01	0.857	0.734	0.577	0.473	0.250
1.70V/cell	18.4	11.7	9.11	7.39	5.37	3.88	3.15	2.29	1.79	1.29	1.02	0.869	0.743	0.583	0.478	0.252
1.67V/cell	19.1	12.1	9.33	7.54	5.46	3.94	3.20	2.32	1.81	1.30	1.03	0.876	0.749	0.588	0.481	0.254
1.60V/cell	20.3	12.6	9.65	7.77	5.61	4.04	3.27	2.37	1.85	1.33	1.05	0.890	0.760	0.596	0.487	0.257

Constant Power Discharge (Watts/cell) at 25°C (77°F)																
F.V/Time	5min	10min	15min	20min	30min	45min	1h	1.5h	2h	3h	4h	5h	6h	8h	10h	20h
1.85V/cell	29.4	19.5	15.6	12.9	9.56	7.01	5.76	4.24	3.34	2.42	1.93	1.65	1.41	1.12	0.918	0.489
1.80V/cell	31.3	20.5	16.2	13.4	9.81	7.18	5.88	4.31	3.39	2.45	1.96	1.67	1.43	1.13	0.930	0.495
1.75V/cell	32.7	21.2	16.7	13.7	10.0	7.31	5.98	4.38	3.44	2.49	1.98	1.69	1.45	1.14	0.938	0.500
1.70V/cell	33.9	21.9	17.1	14.0	10.2	7.44	6.07	4.44	3.49	2.52	2.00	1.71	1.46	1.15	0.947	0.504
1.67V/cell	34.7	22.4	17.5	14.3	10.4	7.54	6.15	4.49	3.52	2.54	2.02	1.72	1.48	1.16	0.954	0.508
1.60V/cell	36.1	23.0	18.0	14.6	10.6	7.68	6.26	4.57	3.58	2.58	2.05	1.74	1.49	1.18	0.965	0.514

# DJW SERIES-GENERAL PURPOSE

## DJW6-5.0 (6V5.2Ah)



### APPLICATIONS

- Uninterruptable Power Supply (UPS)
- Electric Power System (EPS)
- Emergency backup power supply
- Alarm and security system
- Communication power supply
- DC power supply
- Auto control system

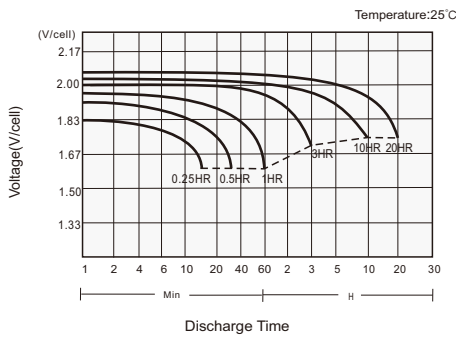
### GENERAL FEATURES

- 5 years design life (25°C)
- Lead calcium alloy, sealed design, no watering required
- Puncture resistant micro-porous glass mat separators extend life
- Unique technology optimizes power capacity, cell consistency, and long-term reliability
- Designed for a wide range of applications

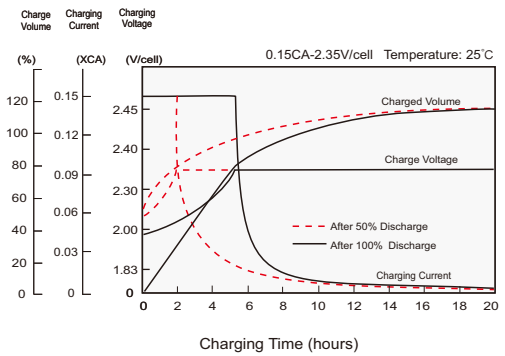
### STANDARDS

- Compliance with IEC 60896 standards, EU Battery Directive
- UL, CE Approved
- Manufactured in Leoch@IATF 16949, ISO 45001, ISO 9001 and ISO 14001 certified production facilities

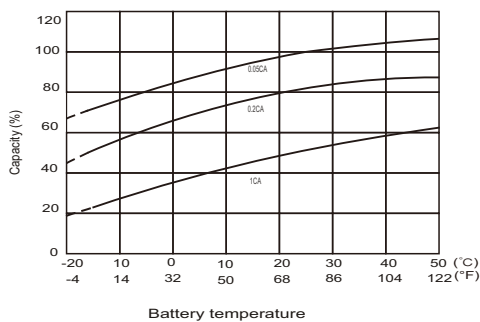
#### Discharge Characteristics



#### Charging Characteristics



#### Effects of Temperature on Capacity



#### Self Discharge Characteristics

