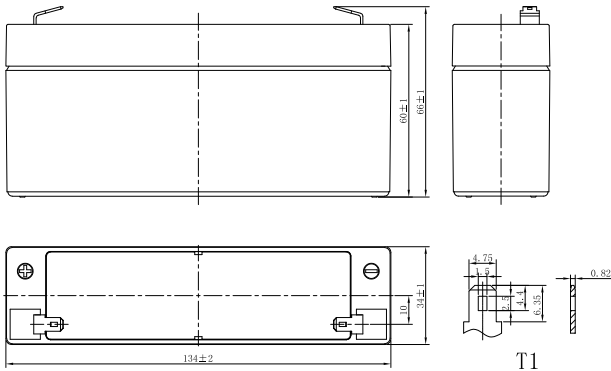


# DJW SERIES

## DJW6-3.2 (6V3.2Ah)



### CHARACTERISTICS

Item	Specifications	
Rated Voltage	6V	
Nominal Capacity (25°C)	C <sub>20</sub> : 1.75V/cell	3.2Ah
Dimension	Length	134mm (5.28inches)
	Width	34mm (1.34inches)
	Container Height	60mm (2.36inches)
	Total Height	66mm (2.60inches)
Approx Weight	0.67kg (1.48lbs)	
Terminal	T1	
Container Material	ABS (UL94 HB or V-0 optional)	
Short-circuit current	89.6A	
Internal Resistance (25°C)	Approx 30 mΩ (Fully charged)	
Operating Temp. Range	Discharge	-15~50°C (5~122°F)
	Charge	-20~40°C (-4~104°F)
	Storage	-15~40°C (5~104°F)
Nominal Operating Temp. Range	25±3°C (77±5°F)	
Max. Charging Current (25°C)	0.3C	
Charge voltage (25°C)	Standby Use	Cycle Use
	2.25-2.30V/cell	2.35-2.45V/cell
Temp. Coefficient	-3mV/cell/°C	
	-5mV/cell/°C	
Effect of temp. to Capacity	40°C (104°F)	103%
	25°C (77°F)	100%
	0°C (32°F)	86%
Self Discharge	≤3% per month at 25°C (77°F). DJW series batteries may be stored up to 6 months at 25°C (77°F) and then a freshening charge is required. For higher temperatures the time interval will be shorter.	

### DISCHARGE TABLE

Constant Current Discharge (Amperes) at 25°C (77°F)																
F.V/Time	5min	10min	15min	20min	30min	45min	1h	1.5h	2h	3h	4h	5h	6h	8h	10h	20h
1.85V/cell	9.69	6.73	5.23	4.26	3.14	2.26	1.77	1.33	1.05	0.773	0.623	0.536	0.459	0.362	0.295	0.156
1.80V/cell	10.4	7.13	5.49	4.43	3.23	2.32	1.82	1.35	1.08	0.785	0.632	0.544	0.466	0.367	0.300	0.158
1.75V/cell	11.0	7.41	5.68	4.55	3.31	2.37	1.86	1.37	1.10	0.797	0.640	0.550	0.472	0.371	0.303	0.160
1.70V/cell	11.4	7.72	5.86	4.68	3.40	2.42	1.89	1.40	1.11	0.809	0.649	0.559	0.477	0.375	0.305	0.161
1.67V/cell	11.9	7.93	6.01	4.78	3.46	2.46	1.92	1.42	1.12	0.817	0.656	0.563	0.482	0.378	0.308	0.163
1.60V/cell	12.6	8.27	6.22	4.92	3.55	2.52	1.97	1.44	1.14	0.832	0.667	0.572	0.488	0.383	0.312	0.165
Constant Power Discharge (Watts/cell) at 25°C (77°F)																
F.V/Time	5min	10min	15min	20min	30min	45min	1h	1.5h	2h	3h	4h	5h	6h	8h	10h	20h
1.85V/cell	18.3	12.8	10.1	8.20	6.05	4.38	3.46	2.58	2.07	1.52	1.23	1.06	0.905	0.717	0.588	0.313
1.80V/cell	19.5	13.4	10.4	8.48	6.22	4.48	3.53	2.62	2.09	1.54	1.24	1.07	0.923	0.727	0.595	0.316
1.75V/cell	20.3	13.9	10.7	8.67	6.35	4.56	3.59	2.67	2.13	1.56	1.26	1.09	0.933	0.734	0.601	0.320
1.70V/cell	21.0	14.4	11.1	8.87	6.48	4.64	3.65	2.71	2.16	1.58	1.27	1.10	0.942	0.741	0.606	0.323
1.67V/cell	21.6	14.7	11.2	9.03	6.58	4.71	3.69	2.73	2.18	1.59	1.28	1.11	0.951	0.746	0.611	0.325
1.60V/cell	22.5	15.1	11.6	9.23	6.73	4.79	3.76	2.78	2.21	1.62	1.30	1.12	0.960	0.756	0.617	0.328

# DJW SERIES

## DJW6-3.2 (6V3.2Ah)



### APPLICATIONS

- Uninterruptable Power Supply (UPS)
- Electric Power System (EPS)
- Emergency backup power supply
- Alarm and security system
- Communication power supply
- DC power supply
- Auto control system

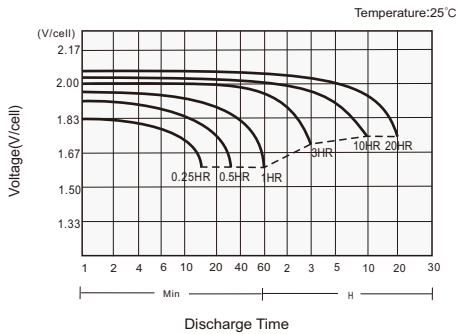
### GENERAL FEATURES

- 5 years design life (25°C)
- Lead calcium alloy, sealed design, no watering required
- Puncture resistant micro-porous glass mat separators extend life
- Unique technology optimizes power capacity, cell consistency, and long-term reliability
- Designed for a wide range of applications

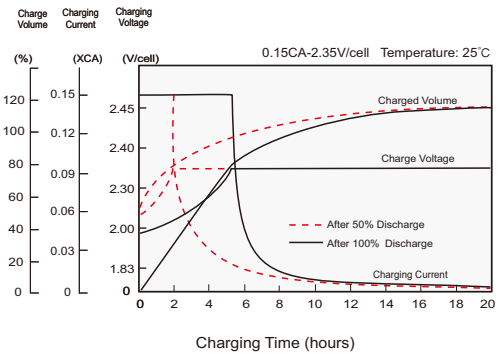
### STANDARDS

- Compliance with IEC 60896 standards, EU Battery Directive
- UL, CE Approved
- Manufactured in Leoch@IATF 16949, ISO 45001, ISO 9001 and ISO 14001 certified production facilities

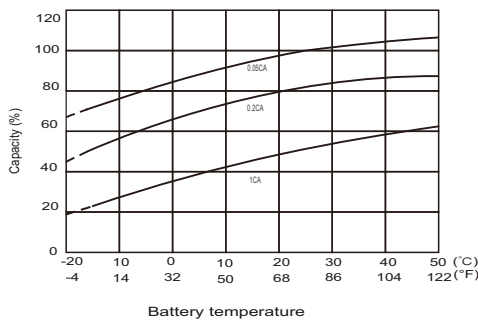
#### Discharge Characteristics



#### Charging Characteristics



#### Effects of Temperature on Capacity



#### Self Discharge Characteristics

