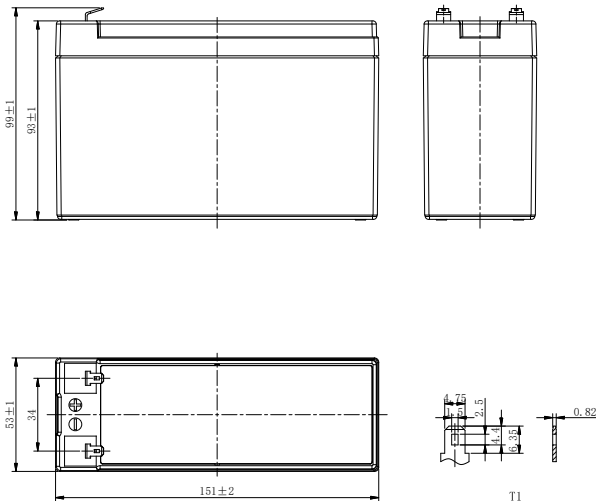


# DJW SERIES

## DJW12-5.0 (12V5.0Ah)



### CHARACTERISTICS

Item	Specifications	
Rated Voltage	12V	
Nominal Capacity (25°C)	C <sub>20</sub> : 1.75V/cell	5.0Ah
Dimension	Length	151mm (5.94inches)
	Width	53mm (2.09inches)
	Container Height	93mm (3.66inches)
	Total Height	99mm (3.90inches)
Approx Weight	1.73kg (3.81lbs)	
Terminal	T1	
Container Material	ABS (UL94 HB or V-0 optional)	
Short-circuit current	140A	
Internal Resistance (25°C)	Approx 35 mΩ (Fully charged)	
Operating Temp. Range	Discharge	-15~50°C (5~122°F)
	Charge	-20~40°C (-4~104°F)
	Storage	-15~40°C (5~104°F)
Nominal Operating Temp. Range	25±3°C (77±5°F)	
Max. Charging Current (25°C)	0.3C	
Charge voltage (25°C)	Standby Use	Cycle Use
	2.25-2.30V/cell	2.35-2.45V/cell
Temp. Coefficient	-3mV/cell/°C	-5mV/cell/°C
	40°C (104°F)	103%
Effect of temp. to Capacity	25°C (77°F)	100%
	0°C (32°F)	86%
	≤3% per month at 25°C (77°F). DJW series batteries may be stored up to 6 months at 25°C (77°F) and then a freshening charge is required. For higher temperatures the time interval will be shorter.	
Self Discharge		

### DISCHARGE TABLE

Constant Current Discharge (Amperes) at 25°C (77°F)																
F.V/Time	5min	10min	15min	20min	30min	45min	1h	1.5h	2h	3h	4h	5h	6h	8h	10h	20h
1.85V/cell	16.4	10.9	8.33	6.75	4.97	3.63	2.97	2.18	1.71	1.24	0.984	0.838	0.717	0.565	0.462	0.244
1.80V/cell	17.6	11.6	8.74	7.02	5.12	3.73	3.05	2.22	1.74	1.26	1.00	0.850	0.729	0.573	0.468	0.247
1.75V/cell	18.5	12.1	9.03	7.21	5.25	3.81	3.11	2.26	1.77	1.28	1.01	0.861	0.737	0.579	0.473	0.250
1.70V/cell	19.4	12.5	9.33	7.42	5.39	3.89	3.17	2.30	1.80	1.29	1.03	0.872	0.746	0.585	0.478	0.252
1.67V/cell	20.1	12.9	9.56	7.57	5.48	3.96	3.21	2.33	1.82	1.31	1.04	0.880	0.752	0.590	0.481	0.254
1.60V/cell	21.3	13.4	9.89	7.80	5.63	4.06	3.29	2.38	1.86	1.33	1.05	0.894	0.763	0.598	0.487	0.257
Constant Power Discharge (Watts/cell) at 25°C (77°F)																
F.V/Time	5min	10min	15min	20min	30min	45min	1h	1.5h	2h	3h	4h	5h	6h	8h	10h	20h
1.85V/cell	30.9	20.8	15.9	13.0	9.60	7.04	5.78	4.25	3.35	2.43	1.94	1.65	1.42	1.12	0.918	0.489
1.80V/cell	33.0	21.9	16.6	13.4	9.85	7.21	5.91	4.33	3.41	2.46	1.96	1.68	1.44	1.14	0.930	0.495
1.75V/cell	34.3	22.6	17.1	13.7	10.1	7.33	6.00	4.40	3.46	2.50	1.99	1.69	1.45	1.15	0.938	0.500
1.70V/cell	35.6	23.4	17.5	14.1	10.3	7.47	6.10	4.46	3.50	2.53	2.01	1.72	1.47	1.16	0.947	0.504
1.67V/cell	36.5	23.9	17.9	14.3	10.4	7.57	6.18	4.51	3.53	2.55	2.03	1.73	1.48	1.17	0.954	0.508
1.60V/cell	38.0	24.6	18.4	14.7	10.7	7.71	6.29	4.58	3.59	2.59	2.06	1.75	1.50	1.18	0.965	0.514

# DJW SERIES

## DJW12-5.0 (12V5.0Ah)



### APPLICATIONS

- Uninterruptable Power Supply (UPS)
- Electric Power System (EPS)
- Emergency backup power supply
- Alarm and security system
- Communication power supply
- DC power supply
- Auto control system

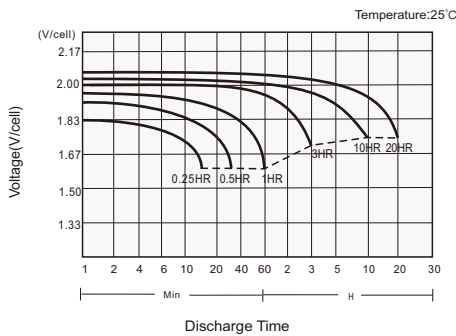
### GENERAL FEATURES

- 5 years design life (25°C)
- Lead calcium alloy, sealed design, no watering required
- Puncture resistant micro-porous glass mat separators extend life
- Unique technology optimizes power capacity, cell consistency, and long-term reliability
- Designed for a wide range of applications

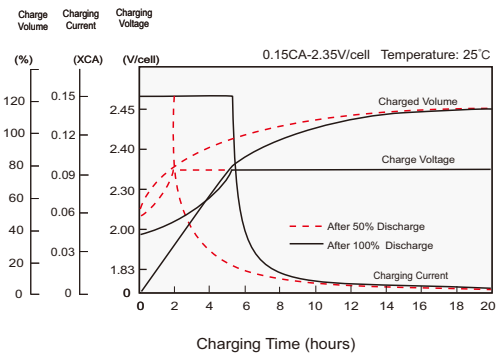
### STANDARDS

- Compliance with IEC 60896 standards, EU Battery Directive
- UL, CE Approved
- Manufactured in Leoch@IATF 16949, ISO 45001, ISO 9001 and ISO 14001 certified production facilities

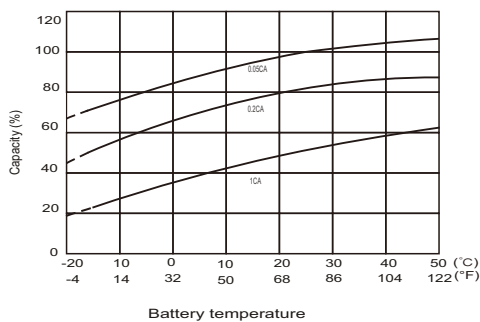
#### Discharge Characteristics



#### Charging Characteristics



#### Effects of Temperature on Capacity



#### Self Discharge Characteristics

