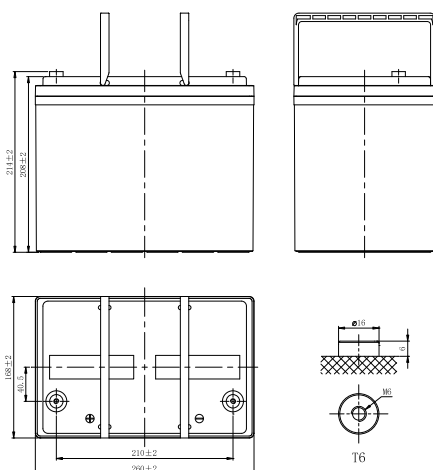


DJM SERIES

DJM1275T (12V75Ah)



CHARACTERISTICS

Item	Specifications	
Rated Voltage	12V	
Nominal Capacity (25°C)	C ₁₀ : 1.80V/cell	75Ah
Dimension	Length	260mm (10.2inches)
	Width	168mm (6.61inches)
	Container Height	208mm (8.19inches)
	Total Height	214mm (8.43inches)
Approx Weight	22.3kg (49.2lbs)	
Terminal	T6(M6)	
Container Material	ABS (UL94 HB or V-0 optional)	
Short-circuit current	1725A	
Internal Resistance (25°C)	Approx 6.6 mΩ (Fully charged)	
Operating Temp. Range	Discharge	-15~50°C (5~122°F)
	Charge	-20~40°C (-4~104°F)
	Storage	-15~40°C (5~104°F)
Nominal Operating Temp. Range	25±3°C (77±5°F)	
Max. Charging Current (25°C)	0.3C	
Charge voltage (25°C)	Standby Use	Cycle Use
	2.25-2.30V/cell	2.35-2.40V/cell
Temp. Coefficient	-3mV/cell/°C	
	-5mV/cell/°C	
Effect of temp. to Capacity	40°C (104°F)	103%
	25°C (77°F)	100%
	0°C (32°F)	86%
Self Discharge	≤3% per month at 25°C (77°F).	
	DJM series batteries may be stored up to 6 months at 25°C (77°F) and then a freshening charge is required. For higher temperatures the time interval will be shorter.	

DISCHARGE TABLE

Constant Current Discharge (Amperes) at 25°C (77°F)																
F.V/Time	5min	10min	15min	20min	30min	45min	1h	1.5h	2h	3h	4h	5h	6h	8h	10h	20h
1.85V/cell	149.8	106.5	96.2	75.7	67.6	49.5	41.9	30.4	25.5	18.7	14.7	12.8	11.2	8.64	7.16	3.80
1.80V/cell	170.4	120.9	109.0	85.5	73.6	52.4	43.4	31.4	26.4	20.3	15.7	13.4	12.1	9.09	7.50	3.94
1.75V/cell	185.1	131.1	118.0	92.3	75.2	54.3	45.5	33.0	27.8	20.7	16.0	13.7	12.2	9.14	7.58	3.98
1.70V/cell	197.8	139.8	125.3	97.9	76.7	55.4	46.5	33.7	28.3	21.1	16.3	13.9	12.2	9.28	7.65	4.02
1.67V/cell	204.7	144.2	129.0	100.6	77.8	56.2	47.1	34.2	28.7	21.3	16.5	14.2	12.3	9.41	7.75	4.07
1.60V/cell	212.0	149.2	133.0	103.2	78.9	57.0	47.8	34.7	29.1	21.5	16.7	14.4	12.4	9.53	7.84	4.11
Constant Power Discharge (Watts/cell) at 25°C (77°F)																
F.V/Time	5min	10min	15min	20min	30min	45min	1h	1.5h	2h	3h	4h	5h	6h	8h	10h	20h
1.85V/cell	279.8	200.4	182.1	143.9	129.3	93.2	81.0	58.9	49.7	36.6	28.8	25.1	21.8	17.2	14.2	7.57
1.80V/cell	313.0	224.2	203.8	161.0	139.6	98.1	83.5	60.6	51.0	39.5	30.7	26.3	23.3	18.0	14.9	7.83
1.75V/cell	334.0	239.2	217.5	171.8	141.4	101.0	87.2	63.4	53.5	40.2	31.1	26.7	23.4	18.0	15.0	7.90
1.70V/cell	351.1	251.5	228.6	180.6	143.0	102.4	88.5	64.4	54.3	40.8	31.5	27.0	23.5	18.3	15.2	7.97
1.67V/cell	356.9	255.6	232.3	183.5	144.0	103.3	89.3	65.0	54.9	41.0	31.9	27.5	23.5	18.5	15.3	8.06
1.60V/cell	361.9	259.2	235.6	186.1	144.6	103.8	89.9	65.5	55.4	41.2	32.2	27.8	23.6	18.7	15.5	8.14

DJM SERIES

DJM1275T (12V75Ah)



APPLICATIONS

- All purpose
- Uninterruptable Power Supply (UPS)
- Electric Power System (EPS)
- Emergency backup power supply
- Alarm and security system
- Communication power supply
- DC power supply
- Auto control system

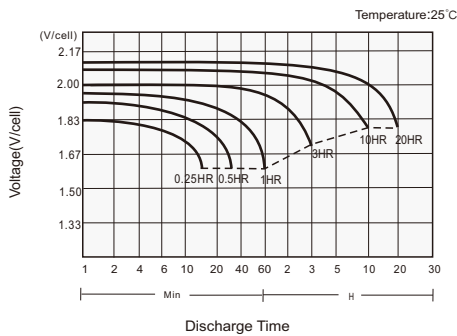
GENERAL FEATURES

- 10 years design life (25°C)
- Lead calcium alloy, sealed design, no watering required
- Puncture resistant micro-porous glass mat separators extend life
- Unique technology optimizes power capacity, cell consistency, and long-term reliability
- Designed for a wide range of applications

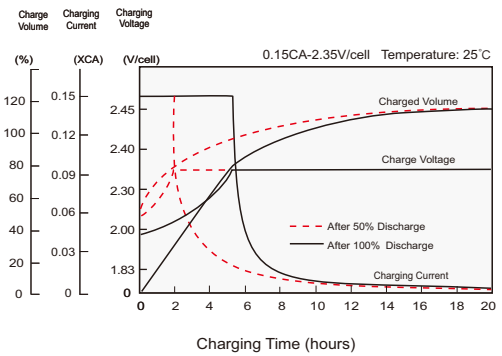
STANDARDS

- Compliance with IEC 60896 standards, EU Battery Directive
- UL, CE Approved
- Manufactured in Leoch@IATF 16949, ISO 45001, ISO 9001 and ISO 14001 certified production facilities

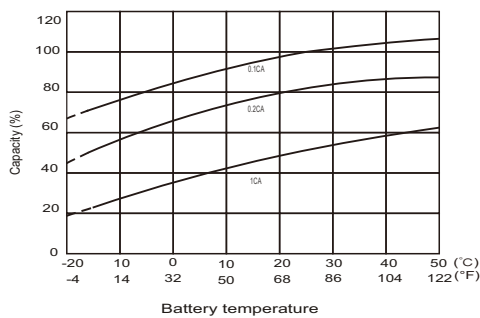
Discharge Characteristics



Charging Characteristics



Effects of Temperature on Capacity



Self Discharge Characteristics

