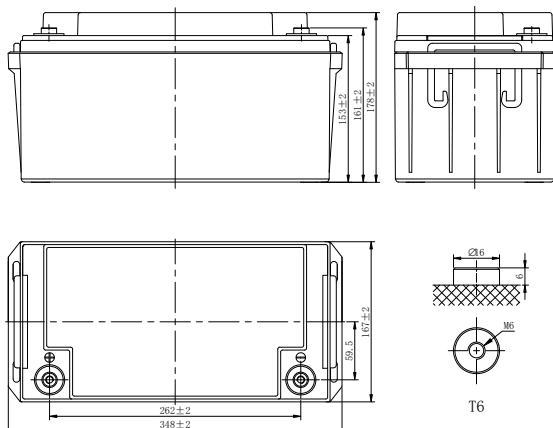


# DJM SERIES

## DJM1265 (12V65Ah)



### CHARACTERISTICS

Item	Specifications	
Rated Voltage	12V	
Nominal Capacity (25°C)	C <sub>10</sub> : 1.80V/cell	65Ah
Dimension	Length	348mm (13.7inches)
	Width	167mm (6.57inches)
	Container Height	178mm (7.01inches)
	Total Height	178mm (7.01inches)
Approx Weight	21.0kg (46.3lbs)	
Terminal	T6(M6)	
Container Material	ABS (UL94 HB or V-0 optional)	
Short-circuit current	1495A	
Internal Resistance (25°C)	Approx 7 mΩ (Fully charged)	
Operating Temp. Range	Discharge	-15~50°C (5~122°F)
	Charge	-20~40°C (-4~104°F)
	Storage	-15~40°C (5~104°F)
Nominal Operating Temp. Range	25±3°C (77±5°F)	
Max. Charging Current (25°C)	0.3C	
Charge voltage (25°C)	Standby Use	Cycle Use
	2.25-2.30V/cell	2.35-2.40V/cell
Temp. Coefficient	-3mV/cell/°C	
	40°C (104°F)	103%
Effect of temp. to Capacity	25°C (77°F)	100%
	0°C (32°F)	86%
	≤3% per month at 25°C (77°F). DJM series batteries may be stored up to 6 months at 25°C (77°F) and then a freshening charge is required. For higher temperatures the time interval will be shorter.	
Self Discharge		

### DISCHARGE TABLE

Constant Current Discharge (Amperes) at 25°C (77°F)														
F. V/Time	10min	15min	20min	30min	45min	1h	2h	3h	4h	5h	6h	8h	10h	20h
1.85V/cell	96.2	83.4	65.6	58.6	42.9	36.3	22.1	16.2	12.7	11.1	9.74	7.49	6.21	3.29
1.80V/cell	109.2	94.5	74.1	63.8	45.4	37.6	22.8	17.6	13.6	11.6	10.5	7.88	6.50	3.41
1.75V/cell	118.4	102.3	80.0	65.1	47.1	39.5	24.1	18.0	13.8	11.8	10.5	7.92	6.57	3.45
1.70V/cell	126.2	108.6	84.9	66.4	48.0	40.3	24.5	18.3	14.1	12.0	10.6	8.04	6.63	3.48
1.67V/cell	130.2	111.8	87.2	67.4	48.7	40.8	24.9	18.5	14.3	12.3	10.7	8.16	6.71	3.53
1.60V/cell	134.7	115.3	89.4	68.4	49.4	41.4	25.3	18.7	14.5	12.4	10.7	8.26	6.79	3.57

Constant Power Discharge (Watts/cell) at 25°C (77°F)														
F. V/Time	10min	15min	20min	30min	45min	1h	2h	3h	4h	5h	6h	8h	10h	20h
1.85V/cell	180.9	157.9	124.7	112.0	82.4	70.2	43.0	31.7	25.0	21.8	19.3	14.9	12.3	6.56
1.80V/cell	202.4	176.6	139.5	121.0	86.8	72.3	44.2	34.3	26.6	22.8	20.6	15.6	12.9	6.78
1.75V/cell	216.0	188.5	148.9	122.5	89.4	75.6	46.4	34.8	27.0	23.1	20.7	15.6	13.0	6.84
1.70V/cell	227.1	198.1	156.5	123.9	90.5	76.7	47.1	35.4	27.3	23.4	20.8	15.9	13.1	6.91
1.67V/cell	230.7	201.4	159.1	124.8	91.3	77.4	47.6	35.6	27.7	23.8	20.8	16.0	13.3	6.99
1.60V/cell	234.0	204.2	161.3	125.4	91.8	78.0	48.0	35.7	27.9	24.1	20.9	16.2	13.4	7.06

# DJM SERIES

## DJM1265 (12V65Ah)



### APPLICATIONS

- All purpose
- Uninterruptable Power Supply (UPS)
- Electric Power System (EPS)
- Emergency backup power supply
- Alarm and security system
- Communication power supply
- DC power supply
- Auto control system

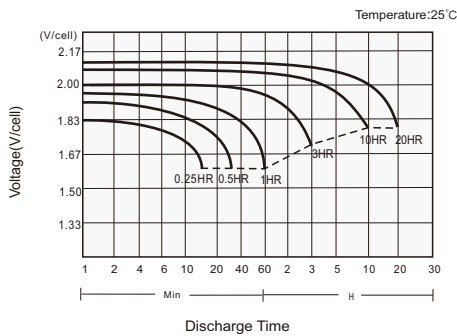
### GENERAL FEATURES

- 10 years design life (25°C)
- Lead calcium alloy, sealed design, no watering required
- Puncture resistant micro-porous glass mat separators extend life
- Unique technology optimizes power capacity, cell consistency, and long-term reliability
- Designed for a wide range of applications

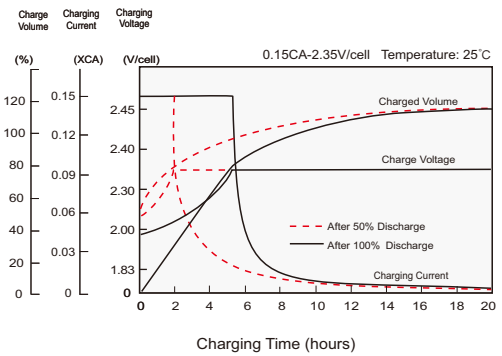
### STANDARDS

- Compliance with IEC 60896 standards, EU Battery Directive
- UL, CE Approved
- Manufactured in Leoch@IATF 16949, ISO 45001, ISO 9001 and ISO 14001 certified production facilities

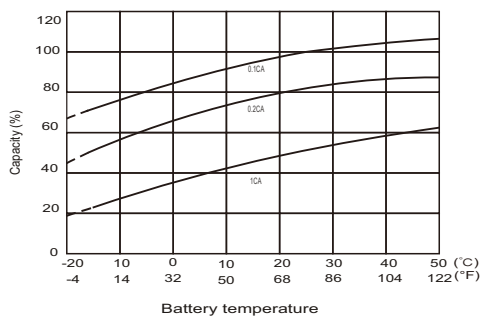
#### Discharge Characteristics



#### Charging Characteristics



#### Effects of Temperature on Capacity



#### Self Discharge Characteristics

