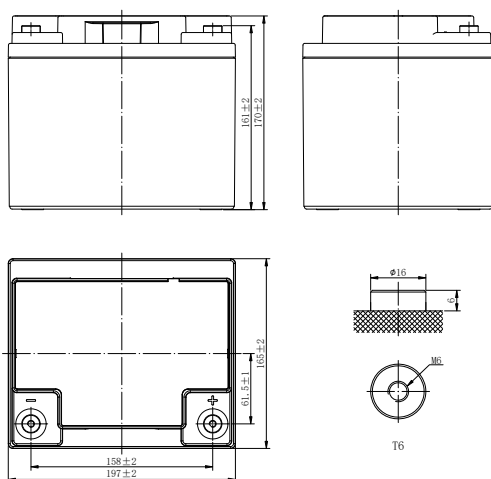
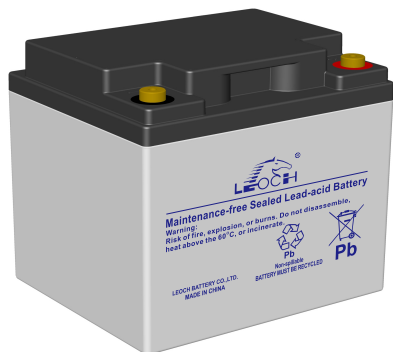


DJM SERIES

DJM1240 (12V40Ah)



CHARACTERISTICS

Item	Specifications	
Rated Voltage	12V	
Nominal Capacity (25°C)	C ₂₀ : 1.80V/cell	40Ah
Dimension	Length	197mm (7.76inches)
	Width	165mm (6.50inches)
	Container Height	170mm (6.69inches)
	Total Height	170mm (6.69inches)
Approx Weight	12.0kg (26.5lbs)	
Terminal	T6(M6)	
Container Material	ABS (UL94 HB or V-0 optional)	
Short-circuit current	1000A	
Internal Resistance (25°C)	Approx 10 mΩ (Fully charged)	
Operating Temp. Range	Discharge	-15~50°C (5~122°F)
	Charge	-20~40°C (-4~104°F)
	Storage	-15~40°C (5~104°F)
Nominal Operating Temp. Range	25±3°C (77±5°F)	
Max. Charging Current (25°C)	0.3C	
Charge voltage (25°C)	Standby Use	Cycle Use
	2.25-2.30V/cell	2.35-2.40V/cell
Temp. Coefficient	-3mV/cell/°C	-5mV/cell/°C
	40°C (104°F)	103%
Effect of temp. to Capacity	25°C (77°F)	100%
	0°C (32°F)	86%
	≤3% per month at 25°C (77°F). DJM series batteries may be stored up to 6 months at 25°C (77°F) and then a freshening charge is required. For higher temperatures the time interval will be shorter.	
Self Discharge		

DISCHARGE TABLE

Constant Current Discharge (Amperes) at 25°C (77°F)																
F.V/Time	5min	10min	15min	20min	30min	45min	1h	1.5h	2h	3h	4h	5h	6h	8h	10h	20h
1.85V/cell	87.0	61.8	57.7	45.6	34.6	25.1	18.9	14.7	11.8	8.66	7.08	5.92	5.47	4.17	3.49	1.83
1.80V/cell	98.9	70.2	64.5	51.0	38.7	26.6	20.9	16.1	12.8	9.50	7.63	6.37	5.87	4.47	3.80	2.00
1.75V/cell	107.4	76.1	68.9	54.4	41.3	27.5	21.6	16.6	13.2	9.74	7.82	6.52	5.92	4.55	3.84	2.02
1.70V/cell	114.9	81.2	72.4	57.2	43.5	28.1	22.4	17.2	13.7	9.92	8.02	6.66	5.95	4.63	3.88	2.04
1.67V/cell	118.9	83.7	73.6	58.1	44.1	28.5	22.9	17.5	13.8	10.1	8.13	6.74	5.98	4.68	3.91	2.05
1.60V/cell	123.1	86.6	74.6	59.0	44.8	28.9	24.0	18.3	14.4	10.4	8.36	6.95	6.02	4.79	3.96	2.08
Constant Power Discharge (Watts/cell) at 25°C (77°F)																
F.V/Time	5min	10min	15min	20min	30min	45min	1h	1.5h	2h	3h	4h	5h	6h	8h	10h	20h
1.85V/cell	159.5	114.2	102.7	81.2	61.7	45.3	40.0	28.4	22.7	17.4	13.8	11.5	10.4	8.16	6.86	3.60
1.80V/cell	178.4	127.8	114.9	90.8	69.0	47.7	43.8	30.9	24.6	18.6	14.7	12.4	11.1	8.71	7.28	3.82
1.75V/cell	190.4	136.4	122.6	96.8	73.5	49.1	45.1	31.7	25.3	19.0	15.1	12.6	11.1	8.88	7.39	3.88
1.70V/cell	200.2	143.4	128.9	101.9	77.4	49.7	46.4	32.6	26.0	19.6	15.4	12.8	11.2	8.98	7.49	3.93
1.67V/cell	203.4	145.7	131.0	103.5	78.6	50.2	47.1	33.1	26.2	19.9	15.6	13.0	11.2	9.09	7.54	3.96
1.60V/cell	206.3	147.7	132.9	105.0	79.7	50.4	48.9	34.2	27.2	20.4	15.9	13.3	11.2	9.28	7.66	4.03

DJM SERIES

DJM1240 (12V40Ah)



APPLICATIONS

- All purpose
- Uninterruptable Power Supply (UPS)
- Electric Power System (EPS)
- Emergency backup power supply
- Alarm and security system
- Communication power supply
- DC power supply
- Auto control system

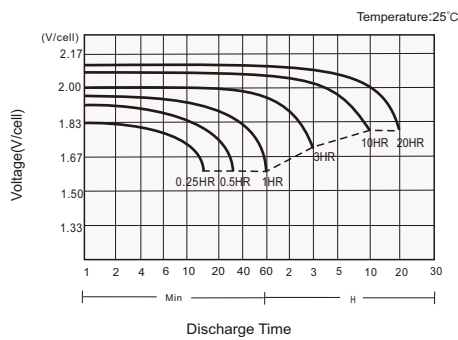
GENERAL FEATURES

- 10 years design life (25°C)
- Lead calcium alloy, sealed design, no watering required
- Puncture resistant micro-porous glass mat separators extend life
- Unique technology optimizes power capacity, cell consistency, and long-term reliability
- Designed for a wide range of applications

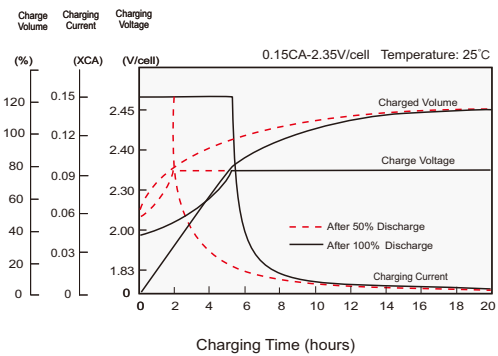
STANDARDS

- Compliance with IEC 60896 standards, EU Battery Directive
- UL, CE Approved
- Manufactured in Leoch@IATF 16949, ISO 45001, ISO 9001 and ISO 14001 certified production facilities

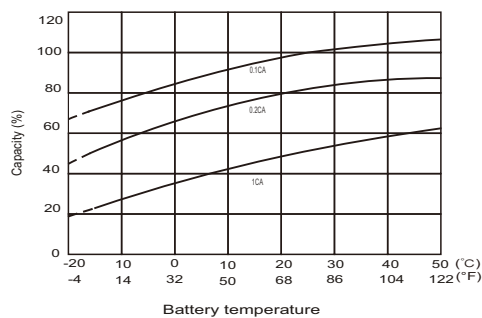
Discharge Characteristics



Charging Characteristics



Effects of Temperature on Capacity



Self Discharge Characteristics

