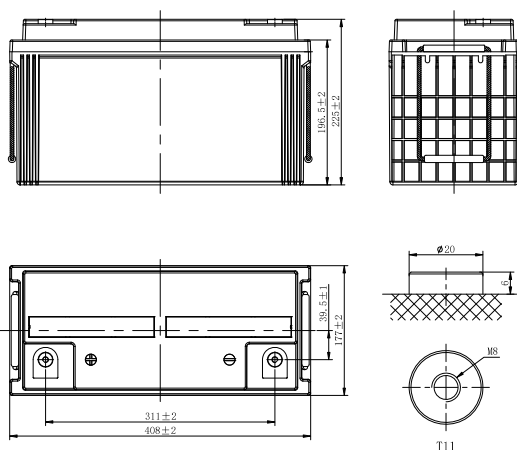


# DJM SERIES

## DJM12120 (12V120Ah)



### CHARACTERISTICS

Item	Specifications	
Rated Voltage	12V	
Nominal Capacity (25°C)	C <sub>10</sub> : 1.80V/cell	120Ah
Dimension	Length	408mm (16.1inches)
	Width	177mm (6.97inches)
	Container Height	225mm (8.86inches)
	Total Height	225mm (8.86inches)
Approx Weight	36.3kg (80.0lbs)	
Terminal	T11(M8)	
Container Material	ABS (UL94 HB or V-0 optional)	
Short-circuit current	2400A	
Internal Resistance (25°C)	Approx 4.5 mΩ (Fully charged)	
Operating Temp. Range	Discharge	-15~50°C (5~122°F)
	Charge	-20~40°C (-4~104°F)
	Storage	-15~40°C (5~104°F)
Nominal Operating Temp. Range	25±3°C (77±5°F)	
Max.Charging Current (25°C)	0.3C	
Charge voltage (25°C)	Standby Use	Cycle Use
	2.25-2.30V/cell	2.35-2.40V/cell
Temp. Coefficient	-3mV/cell/°C	-5mV/cell/°C
	40°C (104°F)	103%
Effect of temp. to Capacity	25°C (77°F)	100%
	0°C (32°F)	86%
	≤3% per month at 25°C (77°F). DJM series batteries may be stored up to 6 months at 25°C (77°F) and then a freshening charge is required. For higher temperatures the time interval will be shorter.	
Self Discharge		

### DISCHARGE TABLE

Constant Current Discharge (Amperes) at 25°C (77°F)														
F.V/Time	10min	15min	20min	30min	45min	1h	2h	3h	4h	5h	6h	8h	10h	20h
1.85V/cell	168.7	146.2	121.9	97.5	72.8	63.0	39.1	28.7	22.5	19.6	17.2	13.3	11.5	6.08
1.80V/cell	191.4	165.7	135.9	106.1	77.2	65.2	40.4	31.2	24.0	20.6	18.5	13.9	12.0	6.30
1.75V/cell	207.6	179.4	143.9	108.3	79.9	68.4	42.6	31.8	24.5	20.9	18.7	14.0	12.1	6.36
1.70V/cell	221.4	190.5	150.5	110.5	81.5	69.8	43.4	32.4	24.9	21.3	18.8	14.2	12.2	6.43
1.67V/cell	228.4	196.1	154.1	112.1	82.7	70.8	44.0	32.7	25.3	21.7	18.8	14.4	12.4	6.51
1.60V/cell	236.2	202.2	158.0	113.7	83.9	71.9	44.7	33.0	25.6	22.0	19.0	14.6	12.5	6.58
Constant Power Discharge (Watts/cell) at 25°C (77°F)														
F.V/Time	10min	15min	20min	30min	45min	1h	2h	3h	4h	5h	6h	8h	10h	20h
1.85V/cell	317.3	276.9	231.6	186.3	140.0	121.8	76.1	56.1	44.2	38.5	34.1	26.3	22.8	12.1
1.80V/cell	354.9	309.7	255.5	201.2	147.4	125.4	78.2	60.6	47.0	40.3	36.4	27.6	23.8	12.5
1.75V/cell	378.8	330.5	267.2	203.8	151.8	131.0	82.0	61.6	47.7	40.9	36.6	27.7	24.0	12.6
1.70V/cell	398.2	347.5	276.8	206.1	153.7	133.0	83.3	62.6	48.4	41.5	36.7	28.1	24.3	12.8
1.67V/cell	404.7	353.1	280.4	207.6	155.1	134.2	84.2	62.9	48.9	42.2	36.8	28.4	24.5	12.9
1.60V/cell	410.4	358.1	283.3	208.5	155.9	135.2	84.9	63.2	49.3	42.6	36.9	28.7	24.8	13.0

# DJM SERIES

## DJM12120 (12V120Ah)



### APPLICATIONS

- UPS and EPS
- Emergency light
- Railway signal and aircraft signal system
- Marine and power stations
- Alarm and security system
- Electronic apparatus and equipment
- Communication power supply, DC power supply

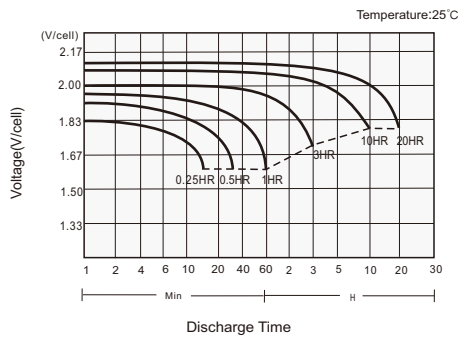
### GENERAL FEATURES

- 12 years design life (25°C)
- Lead calcium alloy, sealed design, no watering required
- Puncture resistant micro-porous glass mat separators extend life
- Unique technology optimizes power capacity, cell consistency, and long-term reliability
- Designed for a wide range of applications

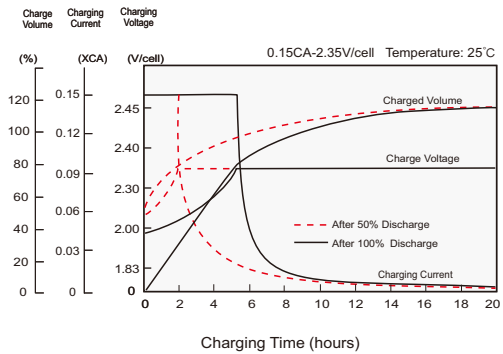
### STANDARDS

- Compliance with IEC 60896 standards, EU Battery Directive
- UL, CE Approved
- Manufactured in Leoch@IATF 16949, ISO 45001, ISO 9001 and ISO 14001 certified production facilities

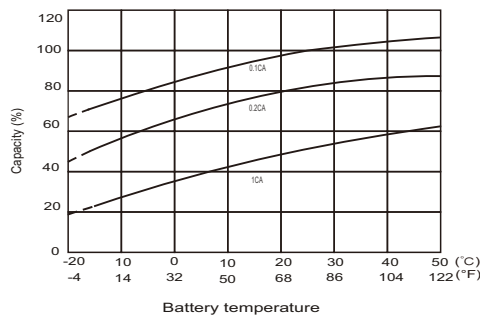
#### Discharge Characteristics



#### Charging Characteristics



#### Effects of Temperature on Capacity



#### Self Discharge Characteristics

